



Linda Christiansen, Clerk

***2024 Republican Primary Election
Post- Canvass Report, Sanpete County***


*Prepared by Linda Christiansen, Sanpete County Clerk
as of July 2, 2024*

As required by State Code, the following documents outline the Post-Canvass Report of the 2024 Republican Primary:

1. Lt. Governor's Office Canvass Template: Outlines ballots counted / not counted and status.
2. Statement of Votes Cast: Results by Precinct.
3. Election Affidavit: Clerk affirmation of security and accuracy.
4. Election results summary: provides an outline of the ballots counted and the names of all candidates appearing on the ballot.
5. Audit Certification Report: Completed on July 1st, 2024

We, the Board of Canvassers, declare the 2024 Republican Primary Election certified:

 7/2/2024
Scott Bartholomew, Commissioner (Date)

 7/2/2024
Reed D. Hatch, Commissioner (Date)

 7/2/2024
Linda Christiansen, County Clerk (Date)



2024 Canvass - Audit Certification Report

County: Sanpete

Election: 2024 Republican Primary

Paper Ballot Audit Summary

1. Number of paper ballots processed: 95
2. Number of ballots audited: 95
3. List the contests on the ballot that were audited:

① Axtell, ② Centerfield City, ③ Ephraim 1 & 2, ④ Mantle City 1, 2 & 3, ⑤ Mayfield
 ⑥ Fairview City, ⑦ Fairview U, ⑧ Fayette, ⑨ Moroni City, ⑩ Moroni U, ⑪ MP2U
 ⑫ Fountain Green City, ⑬ Gunnison City, ⑭ Spring City, ⑮ South Sanpete U, ⑯ SPRU &
 ⑰ Wales Town

Were there any differences between the tabulation software and the votes marked on the paper ballots? ⑰ Wales Town

Yes No (*If YES, please attach an explanation of any inconsistencies)

DRE Machine Audit Summary (complete only if applicable)

1. Number of voting machines used in the election: _____
2. Number of polling places used for the election: _____
3. Number of voting machines audited: _____
4. Were tamper-evident seals affixed to all journal tape canisters? Yes No
(*If no, please attach copies of the journal tape logs for the applicable canisters)
5. Did all machine serial numbers match when the canisters were installed and removed? Yes No
(*If no, please attach copies of the journal tape logs for the applicable canisters)
6. Did any tape seals on the journal tape canisters show evidence of tampering? Yes No
(*If yes, please attach copies of the logs for the applicable canisters)
7. Were there any differences between the machine results and hand-counted results for any audited machine? Yes No *If yes, please attach copies of the hand count logs for the applicable canisters)

Signature Affidavit Audit Summary

Total number of signature affidavits audited: 119

Did the signature audit reveal any inconsistencies between a signature's initial verification and the audit?
 Yes No (*If YES, please attach an explanation of any inconsistencies)

Clerk Certification – to be completed before the canvass

Yes ___ No ___ I certify that I have reviewed the number of vote histories recorded in VISTA and they closely match the number of ballots cast in my county during this election.

Number of ballots counted: 5039

Number of vote histories: 5039

Difference: 0

Explain any differences:

Yes ___ No ___ I certify that I have properly maintained chain of custody controls as outlined in 20A-3a-401.1 and Rule 623-8.

Yes ___ No ___ I certify that I have properly maintained the voter list in accordance with state and federal laws (20A-3a-404(2)).

Yes ___ No ___ I complied with the requirements of the software validation rule R623-7: "before using any voting equipment, and before each election, the election officer shall verify that the firmware version on any voting equipment matches the firmware version that is certified by the EAC."

County Clerk Signature: _____

[Handwritten Signature]

Date: 7/3/2024

7.3.2024

Axtell SSD

Statistics	TOTAL
Registered Voters - Total	122
Registered Voters - Republican	122
Registered Voters - NONPARTISAN	0
Ballots Cast - Total	64
Ballots Cast - Republican	64
Ballots Cast - NONPARTISAN	0
Ballots Cast - Blank	0
Voter Turnout - Total	52.46%
Voter Turnout - Republican	52.46%
Voter Turnout - NONPARTISAN	0.00%

Republican for US Senate

Vote For 1

	TOTAL
JOHN CURTIS	29
JASON J. WALTON	5
BRAD WILSON	6
TRENT STAGGS	24
Contest Totals	64

Republican for Governor and Lieutenant Governor

Vote For 1

	TOTAL
SPENCER J. COX/ DEIDRE M. HENDERSON	23
PHIL LYMAN/ NATALIE CLAWSON	41
Contest Totals	64

Republican for Attorney General

Vote For 1

	TOTAL
DEREK BROWN	25
FRANK DEMCY MYLAR	16
RACHEL TERRY	20
Contest Totals	64

Republican for State Auditor

Vote For 1

	TOTAL
TINA CANNON	30
RICKY HATCH	29
Contest Totals	64

Axtell SSD

Republican for State House District 66

Vote For 1

	TOTAL
BRIAN L. NIELSON	47
TROY SHELLEY	17
Contest Totals	64

Centerfield City

Statistics	TOTAL
Registered Voters - Total	525
Registered Voters - Republican	525
Registered Voters - NONPARTISAN	0
Ballots Cast - Total	275
Ballots Cast - Republican	275
Ballots Cast - NONPARTISAN	0
Ballots Cast - Blank	0
Voter Turnout - Total	52.38%
Voter Turnout - Republican	52.38%
Voter Turnout - NONPARTISAN	0.00%

Republican for US Senate

Vote For 1

	TOTAL
JOHN CURTIS	121
JASON J. WALTON	23
BRAD WILSON	48
TRENT STAGGS	80
Contest Totals	275

Republican for Governor and Lieutenant Governor

Vote For 1

	TOTAL
SPENCER J. COX/ DEIDRE M. HENDERSON	113
PHIL LYMAN/ NATALIE CLAWSON	157
Contest Totals	275

Republican for Attorney General

Vote For 1

	TOTAL
DEREK BROWN	159
FRANK DEMCY MYLAR	27
RACHEL TERRY	80
Contest Totals	275

Republican for State Auditor

Vote For 1

	TOTAL
TINA CANNON	145
RICKY HATCH	118
Contest Totals	275

Centerfield City

Republican for State House District 66

Vote For 1

	TOTAL
BRIAN L. NIELSON	161
TROY SHELLEY	109
Contest Totals	275

Ephraim City 1

Statistics	TOTAL
Registered Voters - Total	692
Registered Voters - Republican	692
Registered Voters - NONPARTISAN	0
Ballots Cast - Total	373
Ballots Cast - Republican	373
Ballots Cast - NONPARTISAN	0
Ballots Cast - Blank	0
Voter Turnout - Total	53.90%
Voter Turnout - Republican	53.90%
Voter Turnout - NONPARTISAN	0.00%

Republican for US Senate

Vote For 1	TOTAL
JOHN CURTIS	172
JASON J. WALTON	48
BRAD WILSON	60
TRENT STAGGS	85
Contest Totals	373

Republican for Governor and Lieutenant Governor

Vote For 1	TOTAL
SPENCER J. COX/ DEIDRE M. HENDERSON	224
PHIL LYMAN/ NATALIE CLAWSON	146
Contest Totals	373

Republican for Attorney General

Vote For 1	TOTAL
DEREK BROWN	201
FRANK DEMCY MYLAR	70
RACHEL TERRY	82
Contest Totals	373

Republican for State Auditor

Vote For 1	TOTAL
TINA CANNON	191
RICKY HATCH	156
Contest Totals	373

Ephraim City 1

Republican for State House District 66

Vote For 1

	TOTAL
BRIAN L. NIELSON	122
TROY SHELLEY	244
Contest Totals	373

Ephraim City 2

Statistics	TOTAL
Registered Voters - Total	462
Registered Voters - Republican	462
Registered Voters - NONPARTISAN	0
Ballots Cast - Total	257
Ballots Cast - Republican	257
Ballots Cast - NONPARTISAN	0
Ballots Cast - Blank	0
Voter Turnout - Total	55.63%
Voter Turnout - Republican	55.63%
Voter Turnout - NONPARTISAN	0.00%

Republican for US Senate

Vote For 1

	TOTAL
JOHN CURTIS	128
JASON J. WALTON	22
BRAD WILSON	37
TRENT STAGGS	65
Contest Totals	257

Republican for Governor and Lieutenant Governor

Vote For 1

	TOTAL
SPENCER J. COX/ DEIDRE M. HENDERSON	155
PHIL LYMAN/ NATALIE CLAWSON	102
Contest Totals	257

Republican for Attorney General

Vote For 1

	TOTAL
DEREK BROWN	112
FRANK DEMCY MYLAR	52
RACHEL TERRY	78
Contest Totals	257

Republican for State Auditor

Vote For 1

	TOTAL
TINA CANNON	148
RICKY HATCH	91
Contest Totals	257

Ephraim City 2

Republican for State House District 66

Vote For 1

	TOTAL
BRIAN L. NIELSON	98
TROY SHELLEY	153
Contest Totals	257

Ephraim City 3

Statistics	TOTAL
Registered Voters - Total	421
Registered Voters - Republican	421
Registered Voters - NONPARTISAN	0
Ballots Cast - Total	257
Ballots Cast - Republican	257
Ballots Cast - NONPARTISAN	0
Ballots Cast - Blank	0
Voter Turnout - Total	61.05%
Voter Turnout - Republican	61.05%
Voter Turnout - NONPARTISAN	0.00%

Republican for US Senate

Vote For 1

	TOTAL
JOHN CURTIS	119
JASON J. WALTON	14
BRAD WILSON	39
TRENT STAGGS	77
Contest Totals	257

Republican for Governor and Lieutenant Governor

Vote For 1

	TOTAL
SPENCER J. COX/ DEIDRE M. HENDERSON	157
PHIL LYMAN/ NATALIE CLAWSON	97
Contest Totals	257

Republican for Attorney General

Vote For 1

	TOTAL
DEREK BROWN	100
FRANK DEMCY MYLAR	51
RACHEL TERRY	88
Contest Totals	257

Republican for State Auditor

Vote For 1

	TOTAL
TINA CANNON	141
RICKY HATCH	93
Contest Totals	257

Ephraim City 3

Republican for State House District 66

Vote For 1	TOTAL
BRIAN L. NIELSON	100
TROY SHELLEY	150
Contest Totals	257

Ephraim U

Statistics	TOTAL
Registered Voters - Total	294
Registered Voters - Republican	294
Registered Voters - NONPARTISAN	0
Ballots Cast - Total	159
Ballots Cast - Republican	159
Ballots Cast - NONPARTISAN	0
Ballots Cast - Blank	0
Voter Turnout - Total	54.08%
Voter Turnout - Republican	54.08%
Voter Turnout - NONPARTISAN	0.00%

Republican for US Senate

Vote For 1

	TOTAL
JOHN CURTIS	66
JASON J. WALTON	15
BRAD WILSON	17
TRENT STAGGS	60
Contest Totals	159

Republican for Governor and Lieutenant Governor

Vote For 1

	TOTAL
SPENCER J. COX/ DEIDRE M. HENDERSON	68
PHIL LYMAN/ NATALIE CLAWSON	91
Contest Totals	159

Republican for Attorney General

Vote For 1

	TOTAL
DEREK BROWN	68
FRANK DEMCY MYLAR	44
RACHEL TERRY	39
Contest Totals	159

Republican for State Auditor

Vote For 1

	TOTAL
TINA CANNON	91
RICKY HATCH	55
Contest Totals	159

Ephraim U

Republican for State House District 66

Vote For 1

	TOTAL
BRIAN L. NIELSON	45
TROY SHELLEY	114
Contest Totals	159

Fayette Town

Statistics	TOTAL
Registered Voters - Total	118
Registered Voters - Republican	118
Registered Voters - NONPARTISAN	0
Ballots Cast - Total	67
Ballots Cast - Republican	67
Ballots Cast - NONPARTISAN	0
Ballots Cast - Blank	0
Voter Turnout - Total	56.78%
Voter Turnout - Republican	56.78%
Voter Turnout - NONPARTISAN	0.00%

Republican for US Senate

Vote For 1

	TOTAL
JOHN CURTIS	25
JASON J. WALTON	4
BRAD WILSON	14
TRENT STAGGS	23
Contest Totals	67

Republican for Governor and Lieutenant Governor

Vote For 1

	TOTAL
SPENCER J. COX/ DEIDRE M. HENDERSON	35
PHIL LYMAN/ NATALIE CLAWSON	32
Contest Totals	67

Republican for Attorney General

Vote For 1

	TOTAL
DEREK BROWN	33
FRANK DEMCY MYLAR	14
RACHEL TERRY	15
Contest Totals	67

Republican for State Auditor

Vote For 1

	TOTAL
TINA CANNON	38
RICKY HATCH	25
Contest Totals	67

Fayette Town

Republican for State House District 66

Vote For 1

TOTAL

BRIAN L. NIELSON	39
TROY SHELLEY	28
Contest Totals	67

Fairview City

Statistics	TOTAL
Registered Voters - Total	539
Registered Voters - Republican	539
Registered Voters - NONPARTISAN	0
Ballots Cast - Total	313
Ballots Cast - Republican	313
Ballots Cast - NONPARTISAN	0
Ballots Cast - Blank	0
Voter Turnout - Total	58.07%
Voter Turnout - Republican	58.07%
Voter Turnout - NONPARTISAN	0.00%

Republican for US Senate

Vote For 1

	TOTAL
JOHN CURTIS	174
JASON J. WALTON	18
BRAD WILSON	45
TRENT STAGGS	72
Contest Totals	313

Republican for Governor and Lieutenant Governor

Vote For 1

	TOTAL
SPENCER J. COX/ DEIDRE M. HENDERSON	207
PHIL LYMAN/ NATALIE CLAWSON	106
Contest Totals	313

Republican for Attorney General

Vote For 1

	TOTAL
DEREK BROWN	185
FRANK DEMCY MYLAR	55
RACHEL TERRY	62
Contest Totals	313

Republican for State Auditor

Vote For 1

	TOTAL
TINA CANNON	172
RICKY HATCH	129
Contest Totals	313

Fairview City

Republican for State House District 66

Vote For 1

TOTAL

BRIAN L. NIELSON	98
TROY SHELLEY	205
Contest Totals	313

Fairview U

Statistics	TOTAL
Registered Voters - Total	648
Registered Voters - Republican	648
Registered Voters - NONPARTISAN	0
Ballots Cast - Total	374
Ballots Cast - Republican	374
Ballots Cast - NONPARTISAN	0
Ballots Cast - Blank	0
Voter Turnout - Total	57.72%
Voter Turnout - Republican	57.72%
Voter Turnout - NONPARTISAN	0.00%

Republican for US Senate

Vote For 1

	TOTAL
JOHN CURTIS	147
JASON J. WALTON	26
BRAD WILSON	45
TRENT STAGGS	151
Contest Totals	374

Republican for Governor and Lieutenant Governor

Vote For 1

	TOTAL
SPENCER J. COX/ DEIDRE M. HENDERSON	170
PHIL LYMAN/ NATALIE CLAWSON	203
Contest Totals	374

Republican for Attorney General

Vote For 1

	TOTAL
DEREK BROWN	152
FRANK DEMCY MYLAR	114
RACHEL TERRY	96
Contest Totals	374

Republican for State Auditor

Vote For 1

	TOTAL
TINA CANNON	195
RICKY HATCH	164
Contest Totals	374

Fairview U

Republican for State House District 66

Vote For 1

	TOTAL
BRIAN L. NIELSON	92
TROY SHELLEY	274
Contest Totals	374

Fountain Green City

Statistics	TOTAL
Registered Voters - Total	499
Registered Voters - Republican	499
Registered Voters - NONPARTISAN	0
Ballots Cast - Total	257
Ballots Cast - Republican	257
Ballots Cast - NONPARTISAN	0
Ballots Cast - Blank	0
Voter Turnout - Total	51.50%
Voter Turnout - Republican	51.50%
Voter Turnout - NONPARTISAN	0.00%

Republican for US Senate

Vote For 1	TOTAL
JOHN CURTIS	109
JASON J. WALTON	32
BRAD WILSON	25
TRENT STAGGS	87
Contest Totals	257

Republican for Governor and Lieutenant Governor

Vote For 1	TOTAL
SPENCER J. COX/ DEIDRE M. HENDERSON	114
PHIL LYMAN/ NATALIE CLAWSON	141
Contest Totals	257

Republican for Attorney General

Vote For 1	TOTAL
DEREK BROWN	125
FRANK DEMCY MYLAR	43
RACHEL TERRY	78
Contest Totals	257

Republican for State Auditor

Vote For 1	TOTAL
TINA CANNON	123
RICKY HATCH	124
Contest Totals	257

Fountain Green City

Republican for State House District 66

Vote For 1

	TOTAL
BRIAN L. NIELSON	64
TROY SHELLEY	188
Contest Totals	257

Gunnison City

Statistics	TOTAL
Registered Voters - Total	743
Registered Voters - Republican	743
Registered Voters - NONPARTISAN	0
Ballots Cast - Total	396
Ballots Cast - Republican	396
Ballots Cast - NONPARTISAN	0
Ballots Cast - Blank	0
Voter Turnout - Total	53.30%
Voter Turnout - Republican	53.30%
Voter Turnout - NONPARTISAN	0.00%

Republican for US Senate

Vote For 1

	TOTAL
JOHN CURTIS	197
JASON J. WALTON	30
BRAD WILSON	60
TRENT STAGGS	107
Contest Totals	396

Republican for Governor and Lieutenant Governor

Vote For 1

	TOTAL
SPENCER J. COX/ DEIDRE M. HENDERSON	191
PHIL LYMAN/ NATALIE CLAWSON	203
Contest Totals	396

Republican for Attorney General

Vote For 1

	TOTAL
DEREK BROWN	218
FRANK DEMCY MYLAR	66
RACHEL TERRY	97
Contest Totals	396

Republican for State Auditor

Vote For 1

	TOTAL
TINA CANNON	215
RICKY HATCH	160
Contest Totals	396

Gunnison City

Republican for State House District 66

Vote For 1

	TOTAL
BRIAN L. NIELSON	258
TROY SHELLEY	134
Contest Totals	396

Manti City 1

Statistics	TOTAL
Registered Voters - Total	692
Registered Voters - Republican	692
Registered Voters - NONPARTISAN	0
Ballots Cast - Total	407
Ballots Cast - Republican	407
Ballots Cast - NONPARTISAN	0
Ballots Cast - Blank	0
Voter Turnout - Total	58.82%
Voter Turnout - Republican	58.82%
Voter Turnout - NONPARTISAN	0.00%

Republican for US Senate

Vote For 1

	TOTAL
JOHN CURTIS	169
JASON J. WALTON	32
BRAD WILSON	56
TRENT STAGGS	141
Contest Totals	407

Republican for Governor and Lieutenant Governor

Vote For 1

	TOTAL
SPENCER J. COX/ DEIDRE M. HENDERSON	206
PHIL LYMAN/ NATALIE CLAWSON	200
Contest Totals	407

Republican for Attorney General

Vote For 1

	TOTAL
DEREK BROWN	178
FRANK DEMCY MYLAR	91
RACHEL TERRY	122
Contest Totals	407

Republican for State Auditor

Vote For 1

	TOTAL
TINA CANNON	230
RICKY HATCH	157
Contest Totals	407

Manti City 1

Republican for State House District 66

Vote For 1

	TOTAL
BRIAN L. NIELSON	163
TROY SHELLEY	235
Contest Totals	407

Manti City 2

Statistics	TOTAL
Registered Voters - Total	434
Registered Voters - Republican	434
Registered Voters - NONPARTISAN	0
Ballots Cast - Total	280
Ballots Cast - Republican	280
Ballots Cast - NONPARTISAN	0
Ballots Cast - Blank	0
Voter Turnout - Total	64.52%
Voter Turnout - Republican	64.52%
Voter Turnout - NONPARTISAN	0.00%

Republican for US Senate

Vote For 1	TOTAL
JOHN CURTIS	124
JASON J. WALTON	28
BRAD WILSON	28
TRENT STAGGS	95
Contest Totals	280

Republican for Governor and Lieutenant Governor

Vote For 1	TOTAL
SPENCER J. COX/ DEIDRE M. HENDERSON	137
PHIL LYMAN/ NATALIE CLAWSON	142
Contest Totals	280

Republican for Attorney General

Vote For 1	TOTAL
DEREK BROWN	121
FRANK DEMCY MYLAR	59
RACHEL TERRY	91
Contest Totals	280

Republican for State Auditor

Vote For 1	TOTAL
TINA CANNON	137
RICKY HATCH	127
Contest Totals	280

Manti City 2

Republican for State House District 66

Vote For 1

	TOTAL
BRIAN L. NIELSON	115
TROY SHELLEY	162
Contest Totals	280

Manti City 3

Statistics	TOTAL
Registered Voters - Total	270
Registered Voters - Republican	270
Registered Voters - NONPARTISAN	0
Ballots Cast - Total	160
Ballots Cast - Republican	160
Ballots Cast - NONPARTISAN	0
Ballots Cast - Blank	0
Voter Turnout - Total	59.26%
Voter Turnout - Republican	59.26%
Voter Turnout - NONPARTISAN	0.00%

Republican for US Senate

Vote For 1	TOTAL
JOHN CURTIS	76
JASON J. WALTON	8
BRAD WILSON	20
TRENT STAGGS	51
Contest Totals	160

Republican for Governor and Lieutenant Governor

Vote For 1	TOTAL
SPENCER J. COX/ DEIDRE M. HENDERSON	84
PHIL LYMAN/ NATALIE CLAWSON	73
Contest Totals	160

Republican for Attorney General

Vote For 1	TOTAL
DEREK BROWN	84
FRANK DEMCY MYLAR	22
RACHEL TERRY	42
Contest Totals	160

Republican for State Auditor

Vote For 1	TOTAL
TINA CANNON	82
RICKY HATCH	70
Contest Totals	160

Manti City 3

Republican for State House District 66

Vote For 1

	TOTAL
BRIAN L. NIELSON	61
TROY SHELLEY	96
Contest Totals	160

Mayfield Town

Statistics	TOTAL
Registered Voters - Total	255
Registered Voters - Republican	255
Registered Voters - NONPARTISAN	0
Ballots Cast - Total	164
Ballots Cast - Republican	164
Ballots Cast - NONPARTISAN	0
Ballots Cast - Blank	0
Voter Turnout - Total	64.31%
Voter Turnout - Republican	64.31%
Voter Turnout - NONPARTISAN	0.00%

Republican for US Senate

Vote For 1	
	TOTAL
JOHN CURTIS	92
JASON J. WALTON	12
BRAD WILSON	23
TRENT STAGGS	35
Contest Totals	164

Republican for Governor and Lieutenant Governor

Vote For 1	
	TOTAL
SPENCER J. COX/ DEIDRE M. HENDERSON	91
PHIL LYMAN/ NATALIE CLAWSON	69
Contest Totals	164

Republican for Attorney General

Vote For 1	
	TOTAL
DEREK BROWN	86
FRANK DEMCY MYLAR	26
RACHEL TERRY	48
Contest Totals	164

Republican for State Auditor

Vote For 1	
	TOTAL
TINA CANNON	101
RICKY HATCH	56
Contest Totals	164

Mayfield Town

Republican for State House District 66

Vote For 1

	TOTAL
BRIAN L. NIELSON	85
TROY SHELLEY	78
Contest Totals	164

Moroni City

Statistics	TOTAL
Registered Voters - Total	498
Registered Voters - Republican	498
Registered Voters - NONPARTISAN	0
Ballots Cast - Total	271
Ballots Cast - Republican	271
Ballots Cast - NONPARTISAN	0
Ballots Cast - Blank	0
Voter Turnout - Total	54.42%
Voter Turnout - Republican	54.42%
Voter Turnout - NONPARTISAN	0.00%

Republican for US Senate

Vote For 1

	TOTAL
JOHN CURTIS	142
JASON J. WALTON	10
BRAD WILSON	29
TRENT STAGGS	86
Contest Totals	271

Republican for Governor and Lieutenant Governor

Vote For 1

	TOTAL
SPENCER J. COX/ DEIDRE M. HENDERSON	141
PHIL LYMAN/ NATALIE CLAWSON	125
Contest Totals	271

Republican for Attorney General

Vote For 1

	TOTAL
DEREK BROWN	125
FRANK DEMCY MYLAR	59
RACHEL TERRY	72
Contest Totals	271

Republican for State Auditor

Vote For 1

	TOTAL
TINA CANNON	132
RICKY HATCH	119
Contest Totals	271

Moroni City

Republican for State House District 66

Vote For 1

TOTAL

BRIAN L. NIELSON	89
TROY SHELLEY	170
Contest Totals	271

Moroni U

Statistics	TOTAL
Registered Voters - Total	151
Registered Voters - Republican	151
Registered Voters - NONPARTISAN	0
Ballots Cast - Total	70
Ballots Cast - Republican	70
Ballots Cast - NONPARTISAN	0
Ballots Cast - Blank	0
Voter Turnout - Total	46.36%
Voter Turnout - Republican	46.36%
Voter Turnout - NONPARTISAN	0.00%

Republican for US Senate

Vote For 1

	TOTAL
JOHN CURTIS	29
JASON J. WALTON	6
BRAD WILSON	12
TRENT STAGGS	23
Contest Totals	70

Republican for Governor and Lieutenant Governor

Vote For 1

	TOTAL
SPENCER J. COX/ DEIDRE M. HENDERSON	33
PHIL LYMAN/ NATALIE CLAWSON	37
Contest Totals	70

Republican for Attorney General

Vote For 1

	TOTAL
DEREK BROWN	33
FRANK DEMCY MYLAR	18
RACHEL TERRY	17
Contest Totals	70

Republican for State Auditor

Vote For 1

	TOTAL
TINA CANNON	37
RICKY HATCH	31
Contest Totals	70

Moroni U

Republican for State House District 66

Vote For 1

TOTAL

BRIAN L. NIELSON	28
TROY SHELLEY	42
Contest Totals	70

Mt Pleasant City 1

Statistics	TOTAL
Registered Voters - Total	765
Registered Voters - Republican	765
Registered Voters - NONPARTISAN	0
Ballots Cast - Total	410
Ballots Cast - Republican	410
Ballots Cast - NONPARTISAN	0
Ballots Cast - Blank	0
Voter Turnout - Total	53.59%
Voter Turnout - Republican	53.59%
Voter Turnout - NONPARTISAN	0.00%

Republican for US Senate

Vote For 1

	TOTAL
JOHN CURTIS	195
JASON J. WALTON	19
BRAD WILSON	52
TRENT STAGGS	136
Contest Totals	410

Republican for Governor and Lieutenant Governor

Vote For 1

	TOTAL
SPENCER J. COX/ DEIDRE M. HENDERSON	207
PHIL LYMAN/ NATALIE CLAWSON	200
Contest Totals	410

Republican for Attorney General

Vote For 1

	TOTAL
DEREK BROWN	185
FRANK DEMCY MYLAR	86
RACHEL TERRY	123
Contest Totals	410

Republican for State Auditor

Vote For 1

	TOTAL
TINA CANNON	201
RICKY HATCH	183
Contest Totals	410

Mt Pleasant City 1

Republican for State House District 66

Vote For 1

	TOTAL
BRIAN L. NIELSON	136
TROY SHELLEY	263
Contest Totals	410

Mt Pleasant City 2

Statistics	TOTAL
Registered Voters - Total	381
Registered Voters - Republican	381
Registered Voters - NONPARTISAN	0
Ballots Cast - Total	211
Ballots Cast - Republican	211
Ballots Cast - NONPARTISAN	0
Ballots Cast - Blank	0
Voter Turnout - Total	55.38%
Voter Turnout - Republican	55.38%
Voter Turnout - NONPARTISAN	0.00%

Republican for US Senate

Vote For 1	TOTAL
JOHN CURTIS	110
JASON J. WALTON	8
BRAD WILSON	18
TRENT STAGGS	73
Contest Totals	211

Republican for Governor and Lieutenant Governor

Vote For 1	TOTAL
SPENCER J. COX/ DEIDRE M. HENDERSON	107
PHIL LYMAN/ NATALIE CLAWSON	102
Contest Totals	211

Republican for Attorney General

Vote For 1	TOTAL
DEREK BROWN	92
FRANK DEMCY MYLAR	50
RACHEL TERRY	65
Contest Totals	211

Republican for State Auditor

Vote For 1	TOTAL
TINA CANNON	109
RICKY HATCH	97
Contest Totals	211

Mt Pleasant City 2

Republican for State House District 66

Vote For 1

	TOTAL
BRIAN L. NIELSON	45
TROY SHELLEY	162
Contest Totals	211

Mt Pleasant 1 U

Statistics	TOTAL
Registered Voters - Total	200
Registered Voters - Republican	200
Registered Voters - NONPARTISAN	0
Ballots Cast - Total	117
Ballots Cast - Republican	117
Ballots Cast - NONPARTISAN	0
Ballots Cast - Blank	0
Voter Turnout - Total	58.50%
Voter Turnout - Republican	58.50%
Voter Turnout - NONPARTISAN	0.00%

Republican for US Senate

Vote For 1	TOTAL
JOHN CURTIS	49
JASON J. WALTON	5
BRAD WILSON	18
TRENT STAGGS	44
Contest Totals	117

Republican for Governor and Lieutenant Governor

Vote For 1	TOTAL
SPENCER J. COX/ DEIDRE M. HENDERSON	55
PHIL LYMAN/ NATALIE CLAWSON	62
Contest Totals	117

Republican for Attorney General

Vote For 1	TOTAL
DEREK BROWN	45
FRANK DEMCY MYLAR	30
RACHEL TERRY	33
Contest Totals	117

Republican for State Auditor

Vote For 1	TOTAL
TINA CANNON	54
RICKY HATCH	53
Contest Totals	117

Mt Pleasant 1 U

Republican for State House District 66

Vote For 1

	TOTAL
BRIAN L. NIELSON	41
TROY SHELLEY	75
Contest Totals	117

Mt Pleasant 2 U

Statistics	TOTAL
Registered Voters - Total	234
Registered Voters - Republican	234
Registered Voters - NONPARTISAN	0
Ballots Cast - Total	149
Ballots Cast - Republican	149
Ballots Cast - NONPARTISAN	0
Ballots Cast - Blank	0
Voter Turnout - Total	63.68%
Voter Turnout - Republican	63.68%
Voter Turnout - NONPARTISAN	0.00%

Republican for US Senate

Vote For 1	TOTAL
JOHN CURTIS	52
JASON J. WALTON	17
BRAD WILSON	9
TRENT STAGGS	71
Contest Totals	149

Republican for Governor and Lieutenant Governor

Vote For 1	TOTAL
SPENCER J. COX/ DEIDRE M. HENDERSON	58
PHIL LYMAN/ NATALIE CLAWSON	91
Contest Totals	149

Republican for Attorney General

Vote For 1	TOTAL
DEREK BROWN	49
FRANK DEMCY MYLAR	50
RACHEL TERRY	48
Contest Totals	149

Republican for State Auditor

Vote For 1	TOTAL
TINA CANNON	84
RICKY HATCH	62
Contest Totals	149

Mt Pleasant 2 U

Republican for State House District 66

Vote For 1

	TOTAL
BRIAN L. NIELSON	42
TROY SHELLEY	105
Contest Totals	149

Fountain Green U

Statistics	TOTAL
Registered Voters - Total	46
Registered Voters - Republican	46
Registered Voters - NONPARTISAN	0
Ballots Cast - Total	23
Ballots Cast - Republican	23
Ballots Cast - NONPARTISAN	0
Ballots Cast - Blank	0
Voter Turnout - Total	50.00%
Voter Turnout - Republican	50.00%
Voter Turnout - NONPARTISAN	0.00%

Republican for US Senate

Vote For 1	TOTAL
JOHN CURTIS	17
JASON J. WALTON	3
BRAD WILSON	2
TRENT STAGGS	1
Contest Totals	23

Republican for Governor and Lieutenant Governor

Vote For 1	TOTAL
SPENCER J. COX/ DEIDRE M. HENDERSON	18
PHIL LYMAN/ NATALIE CLAWSON	5
Contest Totals	23

Republican for Attorney General

Vote For 1	TOTAL
DEREK BROWN	12
FRANK DEMCY MYLAR	1
RACHEL TERRY	10
Contest Totals	23

Republican for State Auditor

Vote For 1	TOTAL
TINA CANNON	12
RICKY HATCH	11
Contest Totals	23

Fountain Green U

Republican for State House District 66

Vote For 1

TOTAL

BRIAN L. NIELSON	8
TROY SHELLEY	15
Contest Totals	23

Spring City

Statistics	TOTAL
Registered Voters - Total	431
Registered Voters - Republican	431
Registered Voters - NONPARTISAN	0
Ballots Cast - Total	269
Ballots Cast - Republican	269
Ballots Cast - NONPARTISAN	0
Ballots Cast - Blank	0
Voter Turnout - Total	62.41%
Voter Turnout - Republican	62.41%
Voter Turnout - NONPARTISAN	0.00%

Republican for US Senate

Vote For 1	TOTAL
JOHN CURTIS	119
JASON J. WALTON	11
BRAD WILSON	48
TRENT STAGGS	82
Contest Totals	269

Republican for Governor and Lieutenant Governor

Vote For 1	TOTAL
SPENCER J. COX/ DEIDRE M. HENDERSON	132
PHIL LYMAN/ NATALIE CLAWSON	134
Contest Totals	269

Republican for Attorney General

Vote For 1	TOTAL
DEREK BROWN	124
FRANK DEMCY MYLAR	45
RACHEL TERRY	79
Contest Totals	269

Republican for State Auditor

Vote For 1	TOTAL
TINA CANNON	142
RICKY HATCH	102
Contest Totals	269

Spring City

Republican for State House District 66

Vote For 1

	TOTAL
BRIAN L. NIELSON	94
TROY SHELLEY	162
Contest Totals	269

Spring City U, Wales U

Statistics	TOTAL
Registered Voters - Total	424
Registered Voters - Republican	424
Registered Voters - NONPARTISAN	0
Ballots Cast - Total	220
Ballots Cast - Republican	220
Ballots Cast - NONPARTISAN	0
Ballots Cast - Blank	0
Voter Turnout - Total	51.89%
Voter Turnout - Republican	51.89%
Voter Turnout - NONPARTISAN	0.00%

Republican for US Senate

Vote For 1	TOTAL
JOHN CURTIS	67
JASON J. WALTON	21
BRAD WILSON	21
TRENT STAGGS	108
Contest Totals	220

Republican for Governor and Lieutenant Governor

Vote For 1	TOTAL
SPENCER J. COX/ DEIDRE M. HENDERSON	75
PHIL LYMAN/ NATALIE CLAWSON	143
Contest Totals	220

Republican for Attorney General

Vote For 1	TOTAL
DEREK BROWN	90
FRANK DEMCY MYLAR	54
RACHEL TERRY	68
Contest Totals	220

Republican for State Auditor

Vote For 1	TOTAL
TINA CANNON	119
RICKY HATCH	86
Contest Totals	220

Spring City U, Wales U

Republican for State House District 66

Vote For 1

TOTAL

BRIAN L. NIELSON	58
TROY SHELLEY	153
Contest Totals	220

South Sanpete U

Statistics	TOTAL
Registered Voters - Total	140
Registered Voters - Republican	140
Registered Voters - NONPARTISAN	0
Ballots Cast - Total	89
Ballots Cast - Republican	89
Ballots Cast - NONPARTISAN	0
Ballots Cast - Blank	0
Voter Turnout - Total	63.57%
Voter Turnout - Republican	63.57%
Voter Turnout - NONPARTISAN	0.00%

Republican for US Senate

Vote For 1	TOTAL
JOHN CURTIS	48
JASON J. WALTON	5
BRAD WILSON	15
TRENT STAGGS	20
Contest Totals	89

Republican for Governor and Lieutenant Governor

Vote For 1	TOTAL
SPENCER J. COX/ DEIDRE M. HENDERSON	34
PHIL LYMAN/ NATALIE CLAWSON	54
Contest Totals	89

Republican for Attorney General

Vote For 1	TOTAL
DEREK BROWN	50
FRANK DEMCY MYLAR	18
RACHEL TERRY	18
Contest Totals	89

Republican for State Auditor

Vote For 1	TOTAL
TINA CANNON	50
RICKY HATCH	36
Contest Totals	89

South Sanpete U

Republican for State House District 66

Vote For 1

TOTAL

BRIAN L. NIELSON	46
TROY SHELLEY	41
Contest Totals	89

Sterling Town

Statistics	TOTAL
Registered Voters - Total	128
Registered Voters - Republican	128
Registered Voters - NONPARTISAN	0
Ballots Cast - Total	80
Ballots Cast - Republican	80
Ballots Cast - NONPARTISAN	0
Ballots Cast - Blank	0
Voter Turnout - Total	62.50%
Voter Turnout - Republican	62.50%
Voter Turnout - NONPARTISAN	0.00%

Republican for US Senate

Vote For 1

	TOTAL
JOHN CURTIS	30
JASON J. WALTON	10
BRAD WILSON	14
TRENT STAGGS	24
Contest Totals	80

Republican for Governor and Lieutenant Governor

Vote For 1

	TOTAL
SPENCER J. COX/ DEIDRE M. HENDERSON	38
PHIL LYMAN/ NATALIE CLAWSON	42
Contest Totals	80

Republican for Attorney General

Vote For 1

	TOTAL
DEREK BROWN	42
FRANK DEMCY MYLAR	21
RACHEL TERRY	13
Contest Totals	80

Republican for State Auditor

Vote For 1

	TOTAL
TINA CANNON	41
RICKY HATCH	32
Contest Totals	80

Sterling Town

Republican for State House District 66

Vote For 1

TOTAL

BRIAN L. NIELSON	37
TROY SHELLEY	40
Contest Totals	80

Sterling U

Statistics	TOTAL
Registered Voters - Total	99
Registered Voters - Republican	99
Registered Voters - NONPARTISAN	0
Ballots Cast - Total	54
Ballots Cast - Republican	54
Ballots Cast - NONPARTISAN	0
Ballots Cast - Blank	0
Voter Turnout - Total	54.55%
Voter Turnout - Republican	54.55%
Voter Turnout - NONPARTISAN	0.00%

Republican for US Senate

Vote For 1

	TOTAL
JOHN CURTIS	27
JASON J. WALTON	2
BRAD WILSON	1
TRENT STAGGS	23
Contest Totals	54

Republican for Governor and Lieutenant Governor

Vote For 1

	TOTAL
SPENCER J. COX/ DEIDRE M. HENDERSON	22
PHIL LYMAN/ NATALIE CLAWSON	32
Contest Totals	54

Republican for Attorney General

Vote For 1

	TOTAL
DEREK BROWN	25
FRANK DEMCY MYLAR	11
RACHEL TERRY	16
Contest Totals	54

Republican for State Auditor

Vote For 1

	TOTAL
TINA CANNON	34
RICKY HATCH	17
Contest Totals	54

Sterling U

Republican for State House District 66

Vote For 1

	TOTAL
BRIAN L. NIELSON	22
TROY SHELLEY	31
Contest Totals	54

Wales Town

Statistics	TOTAL
Registered Voters - Total	154
Registered Voters - Republican	154
Registered Voters - NONPARTISAN	0
Ballots Cast - Total	73
Ballots Cast - Republican	73
Ballots Cast - NONPARTISAN	0
Ballots Cast - Blank	0
Voter Turnout - Total	47.40%
Voter Turnout - Republican	47.40%
Voter Turnout - NONPARTISAN	0.00%

Republican for US Senate

Vote For 1

	TOTAL
JOHN CURTIS	47
JASON J. WALTON	2
BRAD WILSON	9
TRENT STAGGS	15
Contest Totals	73

Republican for Governor and Lieutenant Governor

Vote For 1

	TOTAL
SPENCER J. COX/ DEIDRE M. HENDERSON	41
PHIL LYMAN/ NATALIE CLAWSON	32
Contest Totals	73

Republican for Attorney General

Vote For 1

	TOTAL
DEREK BROWN	42
FRANK DEMCY MYLAR	9
RACHEL TERRY	19
Contest Totals	73

Republican for State Auditor

Vote For 1

	TOTAL
TINA CANNON	45
RICKY HATCH	25
Contest Totals	73

Wales Town

Republican for State House District 66

Vote For 1

	TOTAL
BRIAN L. NIELSON	19
TROY SHELLEY	51
Contest Totals	73

Federal

Statistics	TOTAL
Registered Voters - Total	0
Registered Voters - Republican	0
Registered Voters - NONPARTISAN	0
Ballots Cast - Total	0
Ballots Cast - Republican	0
Ballots Cast - NONPARTISAN	0
Ballots Cast - Blank	0
Voter Turnout - Total	0.00%
Voter Turnout - Republican	0.00%
Voter Turnout - NONPARTISAN	0.00%

Republican for US Senate

Vote For 1

	TOTAL
JOHN CURTIS	0
JASON J. WALTON	0
BRAD WILSON	0
TRENT STAGGS	0
Contest Totals	0

Sanpete County Courthouse
160 North Main, Suite 202
Manti, Utah 84642



Linda Christiansen, Clerk

Election Canvass Affidavit

STATE of UTAH)

:SS

COUNTY of SANPETE)

I, Linda Christiansen, being sworn as the Election Officer of Sanpete County, do hereby state the following:

The attached results from the 2024 Republican Primary Election are true and correct to the best of my knowledge;

The 2024 Republican Primary Election was conducted in compliance with the rules and regulations for ballot security as outlined by the Lieutenant Governor's Office:

And the Clerk's office maintains the voter registration database in accordance with federal and state laws and rules.


Linda Christiansen
Sanpete County Clerk

SUBSCRIBED AND SWORN to before me by Linda Christiansen, on this 2 Day of July, 2024.

Heidi Sorensen
Notary Public Signature

My Commission Expires:

7/11/26



STATISTICS

	TOTAL
Election Day Precincts Reporting	28 of 29
Precincts Complete	0 of 29
Precincts Partially Reported	28 of 29
Absentee/ Early Precincts Reporting	0 of 29
Registered Voters - Total	10,365
Registered Voters - Republican	10,365
Registered Voters - NONPARTISAN	0
Ballots Cast - Total	5,839
Ballots Cast - Republican	5,839
Ballots Cast - NONPARTISAN	0
Ballots Cast - Blank	0
Voter Turnout - Total	56.33%
Voter Turnout - Republican	56.33%
Voter Turnout - NONPARTISAN	0.00%

Primary Election

June 25, 2024

Sanpete County, Utah

Republican for US Senate

Vote For 1

	TOTAL
JOHN CURTIS	2,680
JASON J. WALTON	436
BRAD WILSON	771
TRENT STAGGS	1,859
Contest Totals	5,839

Republican for Governor and Lieutenant Governor

Vote For 1

	TOTAL
SPENCER J. COX/ DEIDRE M. HENDERSON	2,936
PHIL LYMAN/ NATALIE CLAWSON	2,862
Contest Totals	5,839

Republican for Attorney General

Vote For 1

	TOTAL
DEREK BROWN	2,761
FRANK DEMCY MYLAR	1,202
RACHEL TERRY	1,619
Contest Totals	5,839

Republican for State Auditor

Vote For 1

	TOTAL
TINA CANNON	3,099
RICKY HATCH	2,408
Contest Totals	5,839

Republican for State House District 66

Vote For 1

TOTAL

BRIAN L. NIELSON	2,213
TROY SHELLEY	3,497
Contest Totals	5,839

****County Name** Canvass Statistics**

****Election Date****

Section 1 - Ballot Statistics

1A	56.3%	Voter Turnout
1B	10365	Active voters (as of the voter registration deadline)
1C	5735	Number of counted ballots (Mail or Drop Box)
1D	93	Number of counted ballots (In-person)
1E	2	Number of ballots that were returned electronically (UOCAVA/disability)
1F	9	Number of counted ballots (Provisional)
1G	5839	Total number of ballots counted
1H	Yes	Does total ballots counted match the number of voters given vote history in VISTA
1I		If no, what is the difference

1L Explain:

Section 2: Challenged and Uncounted Ballot Statistics

2A	119	Number of envelopes with a signature that does not match the voter's signature
2B	15	Number of unsigned envelopes
2C	7	Number of challenged ballots for other curable reasons
2D	174	Total number of ballots that were challenged (cured and not cured combined)
2E	129	Total number of curable that were not cured
2F	74.1%	Percentage of curable ballots that were not cured
2G	7	Total number of ballots where the voter submitted a disability affidavit*

Section 3: Rejected ballot statistics (ballots that cannot be cured)

3A	46	Number of ballots that were returned after the postmark deadline
3B	2	Number of ballots rejected for other non-curable reasons
3C	48	Total number of rejected that were not curable
3D	2.8%	Percentage of ballots that were returned as undeliverable

Section 4: Provisional ballot statistics


4A	11	Number of provisional ballots issued
4B	9	Number of provisional ballots counted
4C	2	Total Number of provisional ballots not counted
4D		Already Voted
4E		Insufficient ID
4F		Unsigned
4G		Incomplete Form
4H		Other
4I	81.8%	Percentage of provisionals that were counted
4J	11	Number of provisional ballots that are same-day registration

Section 5: County Clerk Certification

Linda Christiansen
Sanpete

I certify that the information contained in this report is true and accurate.

This report must be sent to elections@utah.gov upon completion of the canvass


7/3/2024